
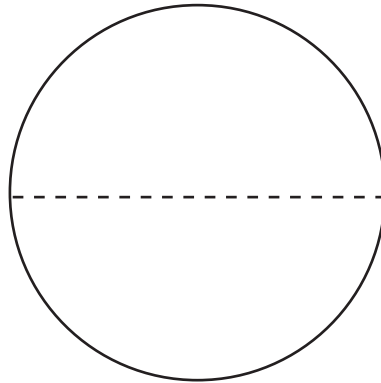


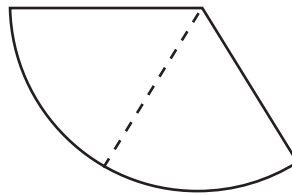
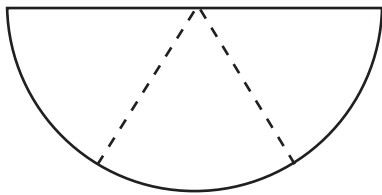
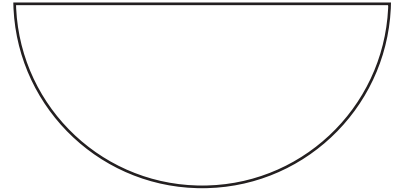
How to **Hack a Six-Sided Snowflake** using a white paper doily.



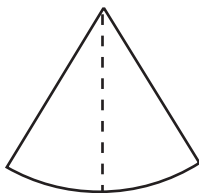
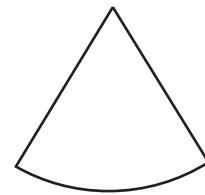
1. Start with a round doily - any size.



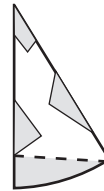
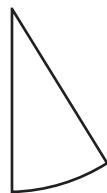
2. Fold circle in half.



3. Fold in thirds.



4. Fold in half again.



5. Cut piece straight across. Make various cuts on sides to customize your snowflake.